

The LED Surface Mount Wrap is a 4' linkable linear fixture ideal for indoor use. The wraparound fixture features an easy to use link connector ideal for combining multiple fixtures in one row.



APPLICATIONS

Ideal for indoor use in stairwells, hallways, foyers, utility areas, corridors, & many more.

Project	
Type	
Date	
Notes	

SPECIFICATIONS

Construction

Housing is made of steel with polycarbonate end caps and a white powder coat paint finish. Flexible link connector allows you to easily combine up to eight linear fixtures in a row. Fixture is suitable for damp locations

LED

The fixture contains a high efficiency LED strip that delivers a total output of 4358 lumens at an efficacy of approx. 91 lumens/watt. The operating temperature of the fixture is -25 C to + 55° C. Fixture is ideal for indoor use.

Electrical

Total system wattage of the unit is 48W. The standard unit has a high efficiency driver that operates at 120 V - 277 V.

Mounting

Easy mounting direct on the wall or ceiling. Knockouts are provided for mounting to standard 4" junction boxes.

Easy Wiring and Maintenance

Fixture comes complete with link connector in the box. Clips on either end can be slid off allowing installer to easily remove the lens for ease of wiring and maintenance.

Lens

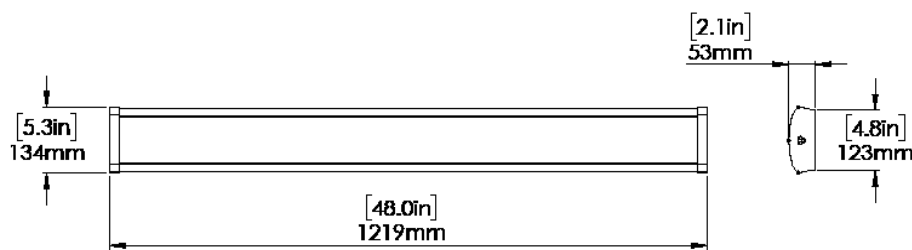
Standard fixture comes with frosted lens.

Finish

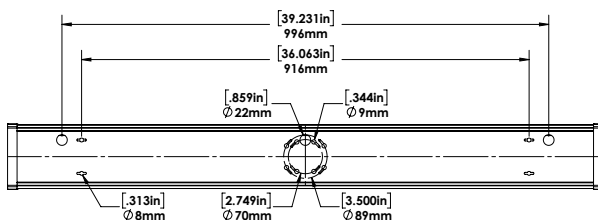
Standard finish is white.

Watts	48
Lumens	minimum 4000 measured 4358
Efficacy	91 lumens/watt

Operating Temperature	-25°C to +55°C
Certification	ETL Listed, Energy Star
LED Life	50,000 hours
Colour Temperature	4000K
Warranty	5 years
Weight	4.9 lbs
CRI	>80
Power Factor	0.99
Total Harmonic Distortion	<20%



KNOCKOUTS ON BACK OF THE FIXTURE



Weight
4.9 lbs



EASY WIRING TAB



Easy Installation

Clips on either end can be slid off allowing installer to easily remove the lens for ease of wiring and maintenance.

LINK CONNECTOR




Link Connector

The easy to use link connector fits into the end of the SMW4-LED fixture and enables you to combine up to eight fixtures in a row


(Fixture comes complete with link connector in the box.)

ACCESSORIES (SOLD SEPARATELY)



CORD & PLUG

5' cord and plug sold separately.




INTERCONNECT

12" white interconnect cable sold separately.

ORDERING GUIDE

SMW4	-	LED48	-	B	-	4K	-	WHT	-	FR
				VOLTAGE		COLOUR TEMP		FINISH		LENS
				B - 120-277V*		4K- 4000K*		WHT - WHITE*		FR - FROSTED LENS*

ACCESSORIES ORDERING GUIDE



CORD & PLUG - SWM4-LED 5' CORD AND PLUG WHT

INTERCONNECT CABLE - SMW4-LED 12" INTERCONNECT CABLE WHT

Non dimmable: Fixture should be used with non dimmable switches

* Standard configuration